

The Drifter

Where Good Sam Is, Good Things Happen!



Beautiful Oregon sunset,
Oregon Coast near Florence
Photo taken by Bill Taylor
August 2021

Barb and Bill Taylor
State Directors

Our summer is flying by! It's been busy times at the Taylor household. Bill has finally decided that it's time to retire, so we have placed his business up for sale (Portland Post Company; installation of residential and commercial real estate posts and "for sale" signage). He always jokes that he does a job that a 6th grader could do, but it has served us well since 1995 and he has enjoyed the work and making many friends in the real estate industry. We also just married off child #3 ... although she's been with her (now) husband for over 20 years. They are the ones that gifted us with our only grandchild eight years ago. They chose to have a small, intimate ceremony in her twin sisters' backyard which was beautiful, and we feasted on a buffet catered by Bamboo Grove.

Our motorhome has recently returned from its three-week stint at the RV repair shop. The entire roof was removed and replaced due to water damage, and we will have the interior damage repaired when the shop has more time this coming winter. She goes in tomorrow for new brakes and pads and who knows what else, so it's been an expensive summer. We have a family camping trip coming up at the Cove Palisades State Park, which will be followed by the Pow-Wow. In September we're camping with Bill's brother and sister-in-law at Casey's Riverside RV Park, and then again with them Halloween weekend at Memaloose State Park.

We hope to see you all at the Pow-Wow, where we will again be hosting a Trivia Contest. It was a barrel of fun at the Samboree, so brush up on your knowledge of all things interesting!

UPCOMING 2022 EVENTS !!

Wy-East Pow-Wow Hood River County Fairgrounds Hood River, OR August 26 - 28, 2022
State Meeting Hood River County Fairgrounds Date & Time to be determined



2022 Wy-East PowWow

August 26 to August 28, 2022

Early bird days Wednesday, August 24 & Thursday, August 25

Registration Form is available in this issue of The Drifter,

at oregongoodsam.org

Or contact Kathy Danforth: 503/267-9081 wd4kd4@msn.com

or Lenore Marino: 503/680-4126 lenoremarino@yahoo.com and

they will send you one. The fun includes, food, food and more food, pinochle, cribbage, PowWow Olympic games, corn hole, informative gatherings, card bingo, a Trivia contest, bean bag baseball, fundraisers and, of course, Casino Night!

The days are flying by, hope to see your registration soon!

FOR FIRST TIME RV BUYERS

1. Unlike other forms of travel, RVing requires you to take appropriate clothing, cosmetics, medications, health aids, cleaning products, tools, food, cooking utensils, linens, and other similar items with you. Therefore, you have to use some common sense when packing and loading your RV.

2. The average coach is around 400 square feet. Therefore, it's important to be creative. You should always carry the least amount possible and do the best possible job of organizing your possessions. Otherwise, your RV will become claustrophobic, you will have problems finding things and you'll be miserable rather than comfortable.

3. Liquids are heavy. For this reason, you should make it a point to empty your gray and black water tanks and only keep your freshwater tank $\frac{1}{4}$ full when you are on the move. Traveling light like this increases your gas mileage, keeps tanks from cracking due to overloading and saves you money. You'll find water at just about every campground, but many rest areas and truck stops can provide it as well, so there's no need to carry more than needed.

4. When you do get to a campsite, always test the water pressure before hooking up. Use a Water Pressure Valve if it's too high so that you don't split your hoses and pipes and/or cause flooding in your RV. Also, make sure the water is safe to drink. If it looks or smells bad, use the water in your freshwater tank temporarily and/or use your installed water filter if you have one. No matter what you do, make sure to always use the white hose made specially to transport water. Otherwise, your water will taste like rubber!

TAYLOR'S TIPS

TRICKS FOR KEEPING YOUR RV COOL IN THE SUMMER

1. PARK IN THE SHADE
2. CREATE SHADE USING AN AWNING OR TARP
3. POSITION YOUR RIG TO CATCH THE BEST BREEZE
4. BUY A PORTABLE FAN (OR TWO)
5. BLOCK YOUR WINDOWS WITH CURTAINS OR INSULATED WINDOW COVERS
6. CLOSE YOUR WINDOWS EACH MORNING
7. USE REFLECTIVE INSULATION
8. KEEP YOUR COOLING SYSTEM EFFICIENT
9. COOK OUTDOORS – DON'T HEAT UP THE RV
10. COVER SKYLIGHTS
11. KEEP YOUR DOOR SHADED
12. INCREASE VENTILATION
13. CLEAN FRIDGE VENTS FREQUENTLY
14. USE LED LIGHTS
15. KEEP ELECTRONICS POWERED OFF
16. KEEP THE DOOR SHUT

Things To Consider With RV Toilet Paper

- **How Dissolvable Is It?**

What sets RV toilet paper apart from the regular stuff you have at home is that it **breaks up super easily to ensure that it never clogs or blocks your tanks and hose pipes**. In addition, most RV toilet paper offers increased biodegradability to ensure that it dissolves quickly and in full to protect your sewage system and be kinder to the environment.

- **How Soft Is It?**

Just because this toilet paper is designed to be used on the road doesn't mean it should feel any less comfortable against the skin than the brand you use back at home. Most RV toilet paper is perfume-, bleach-, chlorine-, and chemical-free to ensure that it is suitable for use on even the most sensitive of skin, and with a textured finish, it performs well while feeling super soft on your skin.

- **How Strong Is It?**

This is an important question because nobody wants to use toilet paper that wilts, splits, or tears at the first hint of moisture. **The strength of your RV toilet paper should be equal to the brand you use at home**, and the options should be the same, too.

Best Overall: Thetford Aqua-Soft Toilet Tissue for RV

Upgrade Pick: Firebelly Outfitters RV Toilet Paper

Good Choices: Scott Rapid-Dissolving Toilet Paper; Camco RV Bathroom Toilet Tissue; Better Boat RV Toilet Paper; Grentay RV Toilet Paper; Nature's Call (Bamboo) RV Toilet Paper

Whether you are looking for a mega-pack to see you through many miles of adventure or looking for something a little more luxurious for an authentic home-away-from-home feel, RV toilet paper needs to be kind on your RV plumbing, the environment, and most importantly, on your skin.

**** Volunteer Needed ****

We have a vacancy and need a domestic couple (or a single person) to volunteer as an Assistant Director (aka AD). Being a member of the Executive Board is fun and rewarding and you'll make great friendships. An AD's duties include: 1) forwarding The Drifter newsletter once a month via email to a select number of chapter Presidents (so that the President may forward it to their chapter members); 2) being an active, committed participant in the Executive Board meetings on the first Thursday of each month at 9:30 am via Zoom (online video conferencing ... speakers and camera required. You're welcome to sit in front of your computer in your pajamas with a cup of coffee if you'd like! It's very informal!); and 3) to help plan the Samboree each year with others on the Executive Board. This is a great way to get involved and to share your ideas. Please contact your State Directors if interested.

"Alone we can do so little; together we can do so much." – **Helen Keller**

EXERCISE FOR PEOPLE OVER 60

Begin by standing on a comfortable surface, where you have plenty of room at each side.

With a 5-lb potato bag in each hand, extend your arms straight out from your sides and hold them there as long as you can. Try to reach a full minute, and then relax.

Each day you'll find that you can hold this position for just a bit longer.

After a couple of weeks, move up to 10-lb potato bags. Then try 50-lb potato bags and eventually try to get to where you can lift a 100-lb potato bag in each hand and hold your arms straight for more than a full minute. (I'm at this level).

After you feel confident at that level, put a potato in each bag!

**SUMMER CUCUMBER SALAD****Ingredients:**

2 lb. cucumbers, thinly sliced
 1 small red onion, thinly sliced
 5 tbsp. apple cider vinegar
 1 tbsp. granulated sugar
 4 tsp. kosher salt
 1/2 tsp. ground black pepper
 2 tbsp. fresh dill or chives, chopped

Directions:

1. Combine the cucumber, onion, vinegar, sugar, salt, and pepper in a medium bowl. Toss gently to combine; cool in refrigerator for 30 minutes.
2. Stir in dill or chives just before serving.

This cucumber salad can be made a day ahead. Stir in the herbs just before serving.

Note: Cucumber peels are edible, but they don't agree with everyone. There are several ways around this: If using regular cucumbers, peel them partially or all the way; otherwise, seek out summer vegetables like English or Persian cucumbers which have thinner, more tender skin that is easier to chew and digest.

YIELDS: 4 - 6 servings

PREP TIME: 0 hours 10 mins

TOTAL TIME: 0 hours 40 mins

Attention Good Sam Members,

Your Executive Board would like to invite you to join us at the Pow-Wow to discuss the new camping organization we are proposing. We are open to suggestions and also need to come up with a new name. Name suggestions will be accepted at the Pow-Wow, will be considered, and then voted upon. Put on your thinking caps and come up with something fun that potential members can't resist. We will also need a logo to identify us. If anyone has any talent in graphic design, we would appreciate your help!

We have researched many of the legalities of starting a new organization, and although it may appear daunting, it doesn't look to be that difficult. According to the IRS website in regard to starting a new 501c7 organization (a 501c7 is a social or recreational club organization), they list eight steps:

1. Confirm that your organization meets the 501c7 requirements. (done)
2. Establish a membership base.
3. Organize a board of directors. (done)
4. Draft your bylaws and articles of incorporation. (done)
5. Secure your EIN and bank accounts.
6. Apply for tax-exempt status by filing IRS form 1024.
7. Fill out form 990 to ensure ongoing compliance.
8. Set up a way to collect membership dues.

We would really like to establish a membership base as listed in item #2 above. If you have discussed the disbandment of Oregon Good Sam with your chapter and have decided to give our new organization a chance, we would love to hear from you with numbers of those that are willing or at least interested in joining us.

Please drop us a quick email with your chapter name and number of participants.

We hope to see you at the Pow-Wow with your great ideas!

Barb and Bill Taylor, State Directors
Oregongoodsamdirector@outlook.com

A Tidbit of Information

If you have a FORD 6.8L V-10 engine in your RV, get your sparkplugs retightened. They are known for blowing sparkplug threads out. It is very expensive to repair them if they blow out.

This information is provided from the Ford Service Center via Don Nedrow.



What if slugs are just divorced snails



"Yea, Michelle took the house..."

THE ELVIS PRESLEY S'MORE

Peanut Butter

Bananas

Marshmallows

Graham Crackers



~ CHAPTER NEWS ~

Camp with the Layover Sams at:

Winchester Bay RV Resort
 Monday September 26 – Tuesday October 4
 120 Marina Way
 Winchester Bay, OR 97467
 541/271-0287

Make your own reservations. Questions? Contact
 Kathy Danforth, Chapter President 503/267-9081

CHAPTER ANNIVERSARIES**August anniversaries:**

None



CONGRATULATIONS TO THE
 SPRUCE RUNNERS WHO CELEBRATED
 THEIR 50 YEAR ANNIVERSARY ON
 JULY 23rd !!!


A PICNIC WAS HELD AT ROOD BRIDGE
 PARK IN HILLSBORO, WHERE THE
 GROUP ENJOYED LOTS OF FOOD AND
 AN ANNIVERSARY CAKE, WHICH
 FEATURED AN EDIBLE PICTURE OF DON
 AND CAROL NEDROW'S MOTORHOME
 ON IT.

WHAT AN ACCOMPLISHMENT THIS IS TO
 HAVE STAYED TOGETHER ENJOYING
 EACH OTHER'S COMPANY AFTER ALL
 THESE YEARS !!


A camping chapter doesn't mean that all you can do is camp together. The Layover Sams recently enjoyed an outing to the Durant Olive Mill in Dayton and had a very fun tour. They learned many different facts about olives, how they're grown, and how olive oil is graded. They had the opportunity to taste a wide variety of oils and vinegars and purchased some of their favorites. Did you know that olives have many health benefits, that they are a fruit and not a vegetable, and that black olives are actually green olives that have ripened? Put your heads together and come up with some fun activities that your chapter can do together, whether or not they include camping near the event!

If you'd like your chapters' special events mentioned here,
 please drop us a line! oregongoodsamdirector@outlook.com


RV Electric Hookups




15A | 120V



20A | 120V



30A | 120V



50A | 240V

30 amp vs 50 amp RV

When parking at established campgrounds, you're most likely to use electric power to sustain your rig. RV's are sold as either 30 amp or 50 amp, and there is a big difference between the two:

- A 30 amp RV has **one 30 amp, 120 volt** electric circuit.
 - It can handle a max of 3,600 Watts.
- A 50 amp RV has **two separate 50 amp, 120 volt** electric circuits.
 - It can handle a max of 12,000 Watts.

A 30 amp RV should have enough power to sustain a single air conditioner, refrigerator, microwave, TV, and several smaller electronics like laptops, coffee makers and cell phones. In the RV world, these are considered small electrical load requirements.

A 50 amp RV has significantly more power than a 30 amp RV. With this much electricity you can power two or more air conditioners, a washer and dryer, residential style refrigerator, dishwasher, entertainment center, and so on.

Powering your RV with electrical power is as simple as plugging a power cord from the RV power outlet to the power pedestal at a campground. It's recommended that you have either a 30 amp or 50 amp extension cord with you in case the pedestal is further away (25ft. recommended).

Not all campgrounds will be equipped with both 30 amp and 50 amp power pedestals. For that reason, it's also good idea to have an adapter with you to utilize the electrical power available.

- A 30 amp RV with a [50 amp plug adapter](#) will still be limited to a max of 3,600 Watts.
- A 50 amp RV using a [30A plug adapter](#) is also limited to a max of 3,600 Watts.
 - This significantly limits the amount of power available.

~ MEMORIAL NOTIFICATION FORM ~

NAME OF DECEASED: _____

SPOUSE: _____

CHAPTER: _____

DATE OF BIRTH (if known): _____

DATE OF DEATH: _____

* We welcome a solo photo of the deceased and a short obituary for The Drifter

SEND FORM TO: DEE VEENENDAAL, OREGON GOOD SAM

38452 JASPER-LOWELL RD., FALL CREEK, OR 97438 541-913-6994

Or email: oregongoodsamfamily@hotmail.com

.....
~ NEW CHAPTER MEMBER FORM ~

CHAPTER: _____

NEW MEMBER NAME(S): _____

ADDRESS: _____

CITY: _____ STATE _____ ZIP CODE: _____

HOME PHONE: _____ CELL: _____

GOOD SAM MEMBERSHIP NUMBER: _____

REFERRED TO CHAPTER BY: _____

SEND FORM TO: DEE VEENENDAAL, OREGON GOOD SAM

38452 JASPER-LOWELL RD., FALL CREEK, OR 97438 541-913-6994

Or email: oregongoodsamfamily@hotmail.com

If you would like an annual subscription of **The Drifter** sent to you via US Postal Service, please enclose a check for \$25 payable to:

Oregon Good Sam c/o Barbara Taylor
19319 SE Hwy 224
Damascus, OR 97089
(503) 810-7585

Please include the following information:


Name: _____
Address: _____
City: _____
State: _____ Zip Code: _____
Phone: _____
Chapter: _____

If you would like to receive **The Drifter** via email, please contact your chapter president or secretary if they are not already forwarding it to you.

You may also access **The Drifter** via the Oregon Good Sam web site.

Oregon Good Sam Website: www.oregongoodsam.org

Our Email: oregongoodsamdirector@outlook.com



If there is anything your chapter would like to include in
The Drifter, our cut-off day each month is the 25th.
Articles/news/pictures received after this date will be included
in the following month's newsletter. Thank you !!

Don't Miss the
DEADLINE!

**WIN BIG AT THE GOLDEN NUGGET CASINO
2022 POW WOW**

A Gathering for Good Sam Members - Friends and Family Welcome

Sponsored by the Wy-East Pioneers Chapters

As a courtesy to the planning committee please register as early as possible!

- Where:** Hood River Fairgrounds, Odell, Oregon
When: Friday, Aug. 26, Saturday, Aug. 27, Sunday Morning, Aug. 28, 2022 with optional early arrival Wednesday, Aug. 24 and/or Thursday, Aug. 25, 2022.
Directions: Interstate 84 to Hood River Exit 64, South on Hwy 35 to Odell cut off, turn right and follow the road signs to the fairgrounds.
Cost: \$25.00 per night camping fee includes basic electric, water, use of dump station upon departure. Early bird camping will be \$20.00 per night. The meal fee listed below entitles you to the Early Bird Surprise dessert, three breakfasts and two dinners. Day passes for those not camping on the fairgrounds are \$7.00 per day per person (does not include meals).

All fees are payable by mail when sending in the registration form below. **Please make checks payable to Wy-East PowWow.**

Lenore Marino
PowWow Registration
15224 SE Kelly St
Portland, OR 97236
503/680-4126
lenoremarino@yahoo.com

Refunds: Refund requests must be made directly to Pat Smith 503/720-9095 patz1121@gmail.com

-----Detach and mail registration form with registration fees-----

Name: _____ Chapter: _____

Address: _____ City/State: _____ Zip: _____

Phone: _____ E-mail: _____

Upon arrival let the parking crew know if you require handicap parking and they will do their best to assist you.

Camping Fees: Friday and Saturday = \$50.00 Total Enclosed: \$ _____

Early Bird Wednesday & Thursday = \$40.00 Total \$ _____

Early Bird Thursday only = \$20.00 Total \$ _____

Day Pass (\$7 per day): # of days _____ X # of people _____ = \$ _____

** Meal Fees: Adults 16 & up : # _____ X \$25.00 ea = \$ _____

Children 5 to 15: # _____ X \$15.00 ea = \$ _____

Total Amount Enclosed: \$ _____